



ANNEXURES



Bansal Mangal Singhal & Goyal

CHARTERED ACCOUNTANTS

To,

The Member of Ch. Charan Singh National Institute of agricultural Marketing
Jaipur – 302033

We have audited the attachment Balance Sheet of Ch. Charan Singh National Institute of agricultural Marketing Jaipur as at 31st March, 2022 and also the annexed Income and Expenditure Account and Receipt & Payments Account for the year ended on that day and report that:

We have obtained all the information and explanations, which to the best of our Knowledge and belief were necessary for the purpose of our audit. The institute has maintained proper books of account and the Balance Sheet and Income & Expenditure Account and Receipts & Payment Account dealt with in this report are in agreement with them.

These financial statements are the responsibility of the Institute management. Our responsibility is to express an opinion on these financial statements based on our audit.

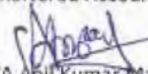
We conducted our audit in accordance with the auditing standards generally accepted in India. Those standards require that we plan and perform the audit to obtain reasonable' assurance about whether the financial statements are free of material misstatement. An audit includes examine, on the basis, evidence supporting the amounts and disclosures in the financial statements. An audit also includes assessing the accounting principles used and significant estimates made by the management, as well as evaluating the overall financial statement presentation. We believe that our audit provides a reasonable basis for our opinion.

In our opinion and to the best of our knowledge and belief, the accounts give a true and fair view read along with Notes on accounts.

- In the case of Balance sheet of state of affairs as at 31st March, 2022
- In the case of income and Expenditure account of Excess of Income over Expenditure of the Institute for the year ended on 31st March, 2022 and
- In the case of Receipt & Payment Account, of the receipt and payment of the institute for the year ended on 31st March, 2022.


Place: Jaipur
Date: 16.07.2022

As per our report even dated attached
For Bansal, Mangal, Singhal & Goyal
FRN - 012867C
Chartered Accountants


(CA Anil Kumar Mangal)
Partner

M. No. 403827

UDIN : 22403827AMZQYB5517



**FORM OF FINANCIAL STATEMENTS (NON-PROFIT ORGANISATIONS)
C.C.S.NATIONAL INSTITUTE OF AGRICULTURAL MARKETING**
Kota Road, Bambala, Jaipur ~ 302033

BALANCE SHEET AS AT 31st March 2022

		(Amount - Rs)	
	Schedule	Current Year	Previous Year
CORPUS/CAPITAL FUND AND LIABILITIES			
CORPUS / CAPITAL FUND	1	387055892.27	357075324.16
RESERVES AND SURPLUS	2	0.00	0.00
EARMARKED/ ENDOWMENT FUNDS	3	408571450.55	429640537.21
SECURED LOANS AND BORROWINGS	4	0.00	0.00
UNSECURED LOANS AND BORROWINGS	5	0.00	0.00
DEFERRED CREDIT LIABILITIES	6	0.00	0.00
CURRENT LIABILITIES AND PROVISIONS	7	61135290.93	52977114.02
TOTAL		856762633.75	839692975.39
ASSETS			
FIXED ASSETS			
INVESTMENT-FROM EARMARKED/ENDOWMENT FUNDS	8	341135892.35	325166184.35
INVESTMENT-OTHERS	9	14979562.00	17540544.00
CURRENT ASSETS, LOANS, ADVANCES ETC.	10	0.00	0.00
MISCELLANEOUS EXPENDITURE	11	500647179.40	496986247.04
(to the extent not written off or adjusted)			
TOTAL		856762633.75	839692975.39
SIGNIFICANT ACCOUNTING POLICIES			
CONTINGENT LIABILITIES AND NOTES ON ACCOUNTS			

As per our report even dated attached
For Bansal, Mangal, Singhal & Goyal
FRN - 012867C

Chartered Accountants
(CA Anil Kumar Mangal)
Partner
M. No. 403827

Place: Jaipur

Date: 16/07/22

UDIN: 22403827 AM26YB5517

A.O.
NIAM, Jaipur

लेखाधिकारी

सी.सी.एस. नियाम, जयपुर

Asstt. Director
NIAM, Jaipur



Director General,
NIAM, Jaipur



FORM OF FINANCIAL STATEMENT (NON-PROFIT ORGANISATIONS)
C.C.S. NATIONAL INSTITUTE OF AGRICULTURAL MARKETING

Kota Road, Bambala, Jaipur - 302033

INCOME AND EXPENDITURE ACCOUNT FOR THE PERIOD/YEAR ENDED 31st March 2022

	Schedule	Current Year	Previous Year
(Amount - Rs.)			
INCOME			
Income from Sales / Services	12	10093683.00	13344314.00
Grants / Subsidies	13	90642736.57	77815675.25
Fees / Subscriptions	14	39330876.11	28574898.82
Income from Investments (Income on Invest. From earmarked/Room Rents)	15	200000.00	188900.00
Income from Royalty, Publication etc.	16	0.00	0.00
Interest Earned	17	4429944.00	3908651.00
Other Income	18	1451289.00	178091.00
Increase/(decrease) in stock of Finished goods and works-in-progress	19	0.00	0.00
TOTAL (A)		146148528.68	124010530.07
EXPENDITURE			
Establishment Expenses	20	31446940.00	36305050.00
Other Administrative Expenses etc.	21	89146773.57	53275428.75
Expenditure on Grants, Subsidies of RGS	22	0.00	0.00
Interest	23	0.00	0.00
Prior Adjustment		0.00	0.00
Depreciation (Net Total at the year-end - corresponding to Schedule B)		0.00	0.00
TOTAL (B)		120593713.57	89580478.75
Balance being excess of Income over Expenditure (A-B)		25554815.11	34430051.32
Transfer to / from General Reserve		0.00	0.00
BALANCE BEING SURPLUS/(DEFICIT) CARRIED TO CORPUS/CAPITAL FUND		25554815.11	34430051.32
SIGNIFICANT ACCOUNTING POLICIES	24		
CONTINGENT LIABILITIES AND NOTES ON ACCOUNTS	25		

As per our report even dated attached
For Bansal, Mangal, Singhal & Goyal
FRN - 012867C
Chartered Accountants



(CA Anil Kumar Mangal)
Partner
M. No. 403827

Place: Jaipur
Date: 16/07/22
UDIN: 22403827 AMZAYB5517

25/07/22
Asstt. Director
NIAM, Jaipur

A.O.
NIAM, Jaipur
लेखाधिकारी
श्री. सी. एस. निगम, जयपुर

Director General,
NIAM, Jaipur




**FORM OF FINANCIAL STATEMENT (NON-PROFIT ORGANISATIONS)
C.C.S. NATIONAL INSTITUTE OF AGRICULTURAL MARKETING**
Kota Road, Bambala, Jaipur - 302033
SCHEDULES FORMING PART OF BALANCE SHEET AS AT 31st March 2022

	(Amount - Rs.)	
	Current Year	Previous Year
SCHEDULE 1 - CORPUS / CAPITAL FUND:		
Balance as at the beginning of the year	126870479.16	112247768.84
less: Contributions towards Corpus/Capital Fund	0.00	0.00
Add/(Deduct): Balance of net income/(expenditure) transferred from the Income and Expenditure Account	25554815.11	34430051.32
less: adjustment in capital fund	-2333904.00	-19807341.00
Closing Balance at the year end	150091390.27	126870479.16
Corpus Fund	236964502.00	230204845.00
BALANCE AS AT THE YEAR - END	387055892.27	357075324.16

	Current Year	Previous Year
SCHEDULE 2 - RESERVES AND SURPLUS:		
1. Capital Reserve:		
As per last Account	0.00	0.00
Addition during the year	0.00	0.00
Less: Deductions during the year	0.00	0.00
2. Revaluation Reserve:		
As per last Account	0.00	0.00
Addition during the year	0.00	0.00
Less: Deductions during the year	0.00	0.00
3. Special Reserves:		
As per last Account	0.00	0.00
Addition during the year	0.00	0.00
Less: Deductions during the year	0.00	0.00
4. General Reserve:		
As per last Account	0.00	0.00
Addition during the year	0.00	0.00
Less: Deductions during the year	0.00	0.00
TOTAL	0.00	0.00




 Asstt. Director
 NIAM, Jaipur


 Director General
 NIAM, Jaipur





FORM OF FINANCIAL STATEMENT (NON-PROFIT ORGANISATIONS)
 C.C.S.NATIONAL INSTITUTE OF AGRICULTURAL MARKETING
 Kota Road, Bambala, Jaipur - 303908
 SCHEDULES FORMING PART OF BALANCE SHEET AS AT 31st March 2022

	FUND-WISE BREAK UP						TOTAL	
	Grant (Rural Godown)	Grant (NIAM)	Grant (Market Infra.)	RKVY	Grant Utilized for fixed assets	Current Year	Previous Year	
a) Opening balance of this funds	1464593.88	13403256.11	12127.00	49205981.00	246044609.13	429640537.21	337143236.46	
b) Additions to the funds:								
i. Donations / grants	0.00	4500000.00	0.00	43000000.00	0.00	85680000.00	191045000.00	
ii. Income from investments made on account of funds	0.00	0.00	0.00	0.00	0.00	0.00	0.00	
iii. Other additions (Specify nature) NIAM FUND	0.00	0.00	0.00	0.00	0.00	0.00	36921.00	
Total (a+b)	1464593.88	18903256.11	12127.00	92165981.00	246044609.13	899680000.00	181081621.00	
c) Utilisation/Expenditure (towards objectives of funds)								
i. Capital Expenditure								
Fixed Assets	0.00	0.00	0.00	6960000.00	0.00	6960000.00	0.00	
Others	0.00	0.00	0.00	0.00	0.00	0.00	15114.00	
Total	0.00	0.00	0.00	6960000.00	0.00	6960000.00	15114.00	
ii. Revenue Expenditure								
Salary, Wages and allowances etc.	0.00	31446940.00	0.00	7478332.00	0.00	38925272.00	46052714.00	
Rent	0.00	0.00	0.00	0.00	0.00	0.00	0.00	
Other Administrative expenses	0.00	59195590.07	147.59	4009077.00	0.00	63253914.26	42515492.25	
Total	0.00	90642630.07	147.59	11546408.00	0.00	102189096.56	88668206.25	
Total (c)	0.00	90642630.07	147.59	11546408.00	0.00	102189096.56	88668206.25	
NET BALANCE AS AT THE YEAR-END (a+b-c)	1464593.88	89390726.04	11979.50	73659672.00	246044609.13	408574450.45	429640537.21	

1) Plan Funds received from the Central/State Governments are shown as Governmental Funds and not to be mixed up with any other Funds.
 2) The NIAM fund has been utilized in case of Revenue & Capital Expenditure as per the NIAM Grant.

 A.D.
 NIAM, Jaipur
 Asstt. Director
 NIAM, Jaipur
 Director General,
 NIAM, Jaipur



लेखाधिकारी
 श्री. सी. एस. नियाम, जयपुर



**FORM OF FINAL STATEMENTS (NON-PROFIT ORGANISATIONS)
C.G.S.NATIONAL INSTITUTE OF AGRICULTURAL MARKETING**
Kota Road, Bambala, Jaipur - 302033

SCHEDULES FORMING PART OF BALANCE SHEET AS AT 31st March 2022

	(Amount - Rs.)	
	Current Year	Previous Year
SCHEDULE 4 - SECURED LOANS AND BORROWINGS:		
1. Central Government	0.00	0.00
2. State Government (Specify)	0.00	0.00
3. Financial Institutions		
a) Term Loans	0.00	0.00
b) Interest accrued and due	0.00	0.00
4. Banks:		
a) Term Loans	0.00	0.00
Interest accrued and due	0.00	0.00
b) Other Loans (Specify)	0.00	0.00
Interest accrued and due	0.00	0.00
5. Other Institutions and Agencies	0.00	0.00
6. Debentures and Bonds	0.00	0.00
7. Others (Specify)	0.00	0.00
TOTAL	0.00	0.00



४.३

A.O.
NIAM, Jaipur
लखाधिकारी

सी. सी. एस. नियाम, जयपुर

असिस्टेंट
Asstt. Director
NIAM, Jaipur



Director General,
NIAM, Jaipur

**FORM OF FINANCIAL STATEMENT (NON-PROFIT ORGANISATIONS)
C.C.S. NATIONAL INSTITUTE OF AGRICULTURAL MARKETING**
Kota Road, Bambala, Jaipur - 302033
SCHEDULES FORMING PART OF BALANCE SHEET AS AT 31st March 2022


	Current Year	Previous Year
SCHEDULE 5 - UNSECURED LOANS AND BORROWINGS		
1. Central Government	0.00	0.00
2. State Government (Specify)	0.00	0.00
3. Financial Institutions	0.00	0.00
4. Banks:		
a) Term Loans	0.00	0.00
b) Other Loans (Specify)	0.00	0.00
5. Other Institutions and Agencies	0.00	0.00
6. Debentures and Bonds	0.00	0.00
7. Fixed Deposits	0.00	0.00
8. Other (Specify)	0.00	0.00
TOTAL	0.00	0.00

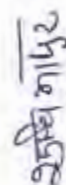
Note: Amounts due within one year Nil.


	Current Year	Previous Year
SCHEDULE 6 - DEFERRED CREDIT LIABILITIES:		
a) Acceptances secured by hypothecation of capital equipment and other assets	0.00	0.00
b) Others	0.00	0.00
TOTAL	0.00	0.00

Note: Amounts due within one year Nil.




 Director General,
 NIAM, Jaipur


 Asstt. Director
 NIAM, Jaipur


 Smt. N. M. Jaisankar,
 जयपुर

४२



FORM OF FINANCIAL STATEMENT (NON-PROFIT ORGANISATIONS)
C.S.NATIONAL INSTITUTE OF AGRICULTURAL MARKETING
 Kota Road, Bambala, Jaipur - 302033

SCHEDULES FORMING PART OF BALANCE SHEET AS AT 31st March 2022

	Current Year		Previous Year		(Amount - Rs.)
SCHEDULE 7 - CURRENT LIABILITIES AND PROVISIONS					
A. CURRENT LIABILITIES					
1. Acceptances	0.00	0.00	0.00	0.00	0.00
2. Sundry Creditors:					
a) For Goods	0.00	0.00	0.00	0.00	0.00
b) Others	26371769.93	0.00	16843563.02	0.00	0.00
3. Security/EMD Received	1984433.00	0.00	1990533.00	0.00	0.00
4. Interest accrued but not due on:					
a) Secured Loans / Borrowings	0.00	0.00	0.00	0.00	0.00
b) Unsecured Loans / Borrowings	0.00	0.00	0.00	0.00	0.00
5. Statutory Liabilities:					
a) Overdue	0.00	0.00	0.00	0.00	0.00
b) Others	0.00	0.00	0.00	0.00	0.00
6. Other Current Liabilities	0.00	0.00	0.00	0.00	0.00
TOTAL (A)	28356202.93	0.00	18834096.02	0.00	0.00
B. PROVISIONS					
1. Gratuity	23672643.00	0.00	24042653.00	0.00	0.00
2. Superannuation / Pension	0.00	0.00	0.00	0.00	0.00
3. Accumulated Leave Encashment	9106445.00	0.00	10100365.00	0.00	0.00
4. Trade Warranties / Claims	0.00	0.00	0.00	0.00	0.00
5. Others (Specify)-Provision for Audit Fees	0.00	0.00	0.00	0.00	0.00
TOTAL (B)	32779088.00	0.00	34143018.00	0.00	0.00
TOTAL (A + B)	61135290.93	0.00	52977114.02	0.00	0.00



35
 A.O.
 N.I.A.M. Jaipur
 लखाधिकारी
 सी.सी.एस. नियाम, जयपुर

अशोक मण्डल
 Asstt. Director
 NIAM, Jaipur

Director General,
 NIAM, Jaipur





FORM OF FINANCIAL STATEMENTS (NON-PROFIT ORGANISATIONS)
C.C.S.NATIONAL INSTITUTE OF AGRICULTURAL MARKETING
 Kota Road, Bambaia, Jaipur - 302033
SCHEDULES FORMING PART OF BALANCE SHEET AS AT 31st March 2022

SCHEDULE 8 - FIXED ASSETS DESCRIPTION	GROSS BLOCK				DEPRECIATION			NET BLOCK		
	Cost/Valuation As at beginning of the year	Additions during the year	Deductions during the year	Cost/Valuation at the year end	As at the beginning of the year	On Additions during the year	On Deductions during the year	Total up to the Year end	As at the Current year end	As at the Previous year end
A. FIXED ASSETS:										
1 LAND:										
a) Freehold	0.00	0.00	0.00	0.00	0.00	0.00	0.00	0.00	0.00	0.00
b) Leasehold	0.00	0.00	0.00	0.00	0.00	0.00	0.00	0.00	0.00	0.00
2 BUILDINGS:										
a) On Freehold Land	200692086.07	0.00	0.00	200692086.07	0.00	0.00	0.00	0.00	200692086.07	200692086.07
b) On Leasehold Land & Others	0.00	0.00	0.00	0.00	0.00	0.00	0.00	0.00	0.00	0.00
c) Ownership Flats / Premises	0.00	0.00	0.00	0.00	0.00	0.00	0.00	0.00	0.00	0.00
d) Superstructures on Land not belonging to the entity	0.00	0.00	0.00	0.00	0.00	0.00	0.00	0.00	0.00	0.00
3 PLANT MACHINERY & EQUIPMENT	5913302.00	0.00	0.00	5913302.00	0.00	0.00	0.00	0.00	5913302.00	5913302.00
4 VEHICLES	775718.95	0.00	0.00	775718.95	0.00	0.00	0.00	0.00	775718.95	775718.95
5 FURNITURE, FIXTURES, OFFICE EQUIPMENT	6935482.37	4174081.00	3787405.00	7222158.37	0.00	0.00	0.00	0.00	7222158.37	6835482.37
6 OFFICE EQUIPMENT	70931150.65	125007.00	0.00	71056157.65	0.00	0.00	0.00	0.00	71056157.65	70931150.65
8 ELECTRIC INSTALLATIONS	0.00	0.00	0.00	0.00	0.00	0.00	0.00	0.00	0.00	0.00
9 LIBRARY BOOKS	12721689.31	1017623.00	810535.00	12928777.31	0.00	0.00	0.00	0.00	12928777.31	12721689.31
10 TUBEWELLS & SUPPLY	0.00	0.00	0.00	0.00	0.00	0.00	0.00	0.00	0.00	0.00
TOTAL OF CURRENT YEAR	297869429.35	5318711.00	4597940.00	298588200.35	0.00	0.00	0.00	0.00	298588200.35	297869429.35
PREVIOUS YEAR	284826021.35	12970685.00	590967.00	297205739.35	0.00	0.00	0.00	0.00	297205739.35	284826021.35
B. CAPITAL WORK-IN-PROGRESS										
TOTAL (A+B)									42547692.00	27296755.00
									341135892.35	325166184.35

(There is no asset on hire purchase basis & payment to C.P.W.D. form part of building and shown as capital work in progress during the year.)



A.O.
NIAM, Jaipur
लक्ष्मीधरकारी

सी.सी.एस. नियाम, जयपुर

25/1/2022
Asstt. Director
NIAM, Jaipur

Director General,
NIAM, Jaipur



**FORM OF FINANCIAL STATEMENT (NON-PROFIT ORGANISATIONS)
C.C.S. NATIONAL INSTITUTE OF AGRICULTURAL MARKETING**

Kota Road, Bambala, Jaipur - 302033

SCHEDULES FORMING PART OF BALANCE SHEET AS AT 31st March 2022

(Amount - Rs.)

	Current Year	Previous Year
SCHEDULE 9 INVESTMENTS FROM EARMARKED / ENDOWMENT FUNDS.		
1. In Government Securities	0.00	0.00
2. Other approved Securities (In LIC for Gratuity)	14979562.00	17540544.00
3. Shares	0.00	0.00
4. Debentures and Bonds	0.00	0.00
5. Subsidiaries and Joint Ventures	0.00	0.00
6. Others (to be specified)	0.00	0.00
TOTAL	14979562.00	17540544.00

	Current Year	Previous Year
SCHEDULE 10 - INVESTMENTS OTHERS		
1. In Government Securities	0.00	0.00
2. Other approved Securities	0.00	0.00
3. Shares	0.00	0.00
4. Debentures and Bonds	0.00	0.00
5. Subsidiaries and Joint Ventures	0.00	0.00
6. Others	0.00	0.00
TOTAL	0.00	0.00



A.O.
निमित्तकारी
निमित्तकारी
निमित्तकारी

Asstt. Director
NIAM, Jaipur

Director General
NIAM, Jaipur





FORM OF FINANCIAL STATEMENTS (NON-PROFIT ORGANISATIONS)
 C.C.S. NATIONAL INSTITUTE OF AGRICULTURAL MARKETING
 Kota Road, Bambala, Jaipur - 302033
 SCHEDULES FORMING PART OF BALANCE SHEET AS AT 31st March 2022

	(Amount - Rs.)	
	Current Year	Previous Year
SCHEDULE 11 - CURRENT ASSETS, LOANS, ADVANCES ETC.		
A. CURRENT ASSETS:		
1. Inventories:		
a) Stores and Spares	460782.00	143476.00
b) Loose Tools	0.00	0.00
c) Stock-in-trade		
Finished Goods	0.00	0.00
Work-in-progress	0.00	0.00
Raw Materials	460782.00	0.00
Total		143476.00
2. Sundry Debtors:		
a) Debts Outstanding	0.00	0.00
b) Others	0.00	0.00
Total		0.00
3. Cash balances in hand (including cheques / drafts and imprest)	0.00	0.00
4. Bank Balances:		
a) With Scheduled Banks:		
On Current/Saving Accounts	9363065.04	60068817.24
On Deposit Accounts (Including FDR Corpus Fund)	377300000.00	339400000.00
E-Bank a/c	10044.36	10058.80
Total	386673109.40	399478876.04
b) With non - Scheduled Banks:		
On Current Accounts	0.00	0.00
On Deposit Accounts	0.00	0.00
On Saving Accounts	0.00	0.00
Total		
5. Post Office Saving Accounts	0.00	0.00
TOTAL (A)	387133891.40	399622352.04



Dr. Director(A/C)
 NIAM, Jaipur
 श्री. सी. एस. निराम, जयपुर

25/04/2022
 Asstt. Director
 NIAM, Jaipur

Director General,
 NIAM, Jaipur



**FORM OF FINANCIAL STATEMENTS (NON-PROFIT ORGANISATIONS)
NATIONAL INSTITUTE OF AGRICULTURAL MARKETING
Kota Road, Bambala, Jaipur - 302033
SCHEDULES FORMING PART OF BALANCE SHEET AS AT 31st March 2022**

	(Amount - Rs.)	
	Current Year	Previous Year
B. <u>LOANS, ADVANCES AND OTHER ASSETS</u>		
1. <u>Loans:</u>		
a) Staff including HBA, Vehicle loan, computer loan etc.	514555.00	541643.00
b) Other Entities engaged in activities/objectives similar to that of the Entity	0.00	0.00
c) Other (Specify)	0.00	0.00
2. <u>Advances and other amounts recoverable in cash or in kind or for value to be received:</u>		
a) On Capital Account	0.00	0.00
b) Prepayments (Advance to CPWD, as per terms of Grant in Aid)	72353259.00	84068495.00
c) Others (including Security Deposit & for MISIRGSINAMA etc.)	39071286.00	31179569.00
3. <u>Income Accrued:</u>		
a) On Investments from Earmarked/Endowment Funds	0.00	0.00
b) On Investment - Others	0.00	0.00
c) On Loans and Advances	0.00	0.00
d) Others	1574188.00	1574188.00
4. <u>Claims Receivable</u>		
	1574188.00	0.00
TOTAL (B)	113513288.00	97363895.00
TOTAL (A + B)	500647179.40	496986247.04



A.O.
NIAM, Jaipur
लेखाधिकारी
सी.सी.एस. नियाम, जयपुर



Asstt. Director
NIAM, Jaipur



Director General
NIAM, Jaipur



**FORM OF FINANCIAL STATEMENTS (NON-PROFIT ORGANISATIONS)
C.C.S.NATIONAL INSTITUTE OF AGRICULTURAL MARKETING**


Kota Road, Bambaia, Jaipur - 302033

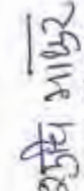
SCHEDULE FORMING PART OF INCOME AND EXPENDITURE FOR THE PERIOD/YEAR ENDED 31st March 2022


	Current Year	Previous Year
SCHEDULE 12 - INCOME FROM SALES / SERVICES		
1). <u>Income from Sales</u>		
a) Sale of Finished Goods	0.00	0.00
b) Sale of Raw Material	0.00	0.00
c) Sale of Scraps	0.00	0.00
2). <u>Income from Services</u>		
a) Labour and Processing Charges	0.00	0.00
b) Professional / Consultancy Services	1718439.00	2591783.00
c) Agency Commission and Brocorage	0.00	0.00
d) Maintenance Services (Equipments/Property)	0.00	0.00
e) RKVY Incubation	8375244.00	10752531.00
TOTAL	10093683.00	13344314.00

	Current Year	Previous Year
SCHEDULE 13 - GRANTS / SUBSIDIES (Irrevocable Grants & Subsidies Received)		
1). Central Government	90642736.57	77815026.25
2). Central Government (RGS)	0.00	118.00
3). State Government(s)	0.00	0.00
4). Government Agencies(NIAM Fund)	0.00	0.00
5). Institutions / Welfare Bodies	0.00	0.00
6). International Organisations	0.00	0.00
7). Others (Specify) Central Govt. (Market Atlas)	0.00	0.00
8). Others (Specify) Central Govt. (Market Infra)	0.00	531.00
TOTAL	90642736.57	77815675.25



 A.O.
 निरवधारकरी
 सी.सी.एस. नियाम, जयपुर


 Asstt. Director
 NIAM, Jaipur


 Director General,
 NIAM, Jaipur

**FORM OF FINANCIAL STATEMENTS (NON-PROFIT ORGANISATIONS)
C.C.S.NATIONAL INSTITUTE OF AGRICULTURAL MARKETING**

Kota Road, Bambala, Jaipur - 302033

SCHEDULES FORMING PART OF INCOME AND EXPENDITURE FOR THE PERIOD/YEAR ENDED 31st March 2022

	(Amount - Rs.)	
	Current Year	Previous Year
SCHEDULE 14 - FEES / SUBSCRIPTIONS		
1) Entrance Fees	0.00	0.00
2) Annual Fees / Subscriptions , PGDABM Fee	35927732.11	27054092.82
3) Seminar / Programme Fees	3403144.00	1520806.00
4) Consultancy Fees	0.00	0.00
5) International programme Receipts	0.00	0.00
6) FCRA	0.00	0.00
TOTAL	39330876.11	28574898.82

	Investment from Earmarked Fund		Investment Others	
	Current Year	Previous Year	Current Year	Previous Year
SCHEDULE 15 - INCOME FROM INVESTMENTS (Income on Invest from Earmarked/Endowment Funds transferred to Funds)				
1) Interest				
a) On Govt. Securities	0.00	0.00	0.00	0.00
b) Other Bonds/Debentures	0.00	0.00	0.00	0.00
2) Dividends:				
a) On Shares	0.00	0.00	0.00	0.00
b) On Mutual Fund Securities	0.00	0.00	0.00	0.00
3) Room Rent	200000.00	188900.00	0.00	0.00
4) Others (Specify)	0.00	0.00	0.00	0.00
TOTAL	200000.00	188900.00	0.00	0.00



A.O.
नीलमणि सिंह
सी.सी.एस. निगम, जयपुर

अशोक कुमार
Asstt. Director
NIAM, Jaipur.



Director General
NIAM, Jaipur

**FORM OF FINANCIAL STATEMENTS (NON-PROFIT ORGANISATIONS)
C.C.S.NATIONAL INSTITUTE OF AGRICULTURAL MARKETING**

Kota Road, Bambala, Jaipur - 302033

SCHEDULE FORMING PART OF INCOME AND EXPENDITURE FOR THE PERIOD/YEAR ENDED 31st March 2022

	(Amount - Rs.)	
	Current Year	Previous Year
SCHEDULE 16 - INCOME FROM ROYALTY, PUBLICATIONS ETC.		
1) Income from Royalty	0.00	0.00
2) Income from Publications	0.00	0.00
3) Others (Specify)	0.00	0.00
TOTAL	0.00	0.00

	(Amount - Rs.)	
	Current Year	Previous Year
SCHEDULE 17 - INTEREST EARNED		
1) On Term Deposits:		
a) With Scheduled Banks	4013107.00	3700797.00
b) With Non-Scheduled Banks	0.00	0.00
c) With Institutions	0.00	0.00
d) Others	0.00	0.00
2) On Saving Accounts:		
a) With Scheduled Banks	49278.00	27486.00
b) With Non-Scheduled Banks	0.00	0.00
c) Post Office Savings Accounts	0.00	0.00
d) Others	0.00	0.00
3) On Loans:		
a) Employees / Staff	367559.00	180368.00
b) Others (Interest on IT Refund)	0.00	0.00
4) Interest on Debtors and Other Receivables (RGS)	0.00	0.00
TOTAL	4429944.00	3908651.00



अभिभाषक
Asstt. Director
NIAM, Jaipur

निदेशक
Director General
NIAM, Jaipur

सी.सी.एस. नियामक, जयपुर
A.O.
NIAM, Jaipur
लेखाधिकारी

FORM OF FINANCIAL STATEMENTS (NON-PROFIT ORGANISATIONS)
C.C.S.NATIONAL INSTITUTE OF AGRICULTURAL MARKETING

Kota Road, Bambala, Jaipur - 302033

SCHEDULES FORMING PART OF INCOME AND EXPENDITURE FOR THE PERIOD/YEAR ENDED 31st March 2022

		(Amount - Rs.)	
		Current Year	Previous Year
SCHEDULE 18 - OTHER INCOME			
1)	Profit on Sale/disposal of Assets:		
a)	Owned assets	0.00	0.00
b)	Assets acquired out of grants, or received free of cost	0.00	0.00
2)	Export Incentives realised	0.00	0.00
3)	Fees for Miscellaneous Services (Pgpbm user charges)	0.00	0.00
4)	Miscellaneous Income (including prior period)	1451289.00	178091.00
TOTAL		1451289.00	178091.00

		Current Year	Previous Year
SCHEDULE 19 - INCREASE/(DECREASE) IN STOCK OF FINISHED GOODS & WORK IN PROGRESS			
a)	Closing Stock		
	Finished Goods	0.00	0.00
	Work-in-progress	0.00	0.00
b)	Less: Opening Stock		
	Finished Goods	0.00	0.00
	Work-in-progress	0.00	0.00
NET INCREASE/(DECREASE) (a - b)		0.00	0.00

		Current Year	Previous Year
SCHEDULE 20 - ESTABLISHMENT EXPENSES			
a)	Salaries and Wages	31446940.00	36089050.00
b)	C.E.A. and Bonus	0.00	0.00
c)	Contribution to Other Fund (Specify)	0.00	0.00
d)	Over Time	0.00	0.00
e)	Expenses on Employees Retirement and Terminal Benefits	0.00	0.00
f)	Other (Specify)	0.00	216000.00
TOTAL		31446940.00	36305050.00



श्री. सी. एस. निराम, जयपुर
Asstt. Director
NIAM, Jaipur

श्री. सी. एस. निराम, जयपुर
A.O.
NIAM, Jaipur
लेखाधिकारी




**FORM OF FINANCIAL STATEMENTS (NON-PROFIT ORGANISATIONS)
C.C.S.NATIONAL INSTITUTE OF AGRICULTURAL MARKETING**


Kota Road, Bambala, Jaipur - 302033

SCHEDULES FORMING PART OF INCOME AND EXPENDITURE FOR THE PERIOD/YEAR ENDED 31st March 2022

		(Amount - Rs.)	
		Current Year	Previous Year
SCHEDULE 21 - OTHER ADMINISTRATIVE EXPENSES ETC.			
A. INSTITUTIONAL MAINTENANCE AND OTHER ADMINISTRATIVE EXPENSES			
1	Consumption of Consumable Stores	3692.00	136780.00
2	Labour and processing expenses	0.00	0.00
3	Cartage and Carriage Inwards	0.00	0.00
4	Electricity and power	2346619.00	1915662.00
5	Water Charges	0.00	0.00
6	Insurance	0.00	0.00
7	Repairs and maintenance of services	7456525.91	6928468.09
8	Excise Duty	0.00	0.00
9	Rent, Rates and Taxes & Insurance	78282.00	81998.00
10	Vehicles Running and Maintenance	0.00	0.00
11	Postage, Telephone and Communication Charges	285483.00	375986.00
12	Travelling and Conveyance Expenses	332916.00	1375515.00
13	Expenses on Membership Fees	0.00	0.00
14	Auditors Remuneration & Legal Fees	153853.00	228326.00
15	Hospitality Expenses	0.00	0.00
16	Professional Charges	0.00	0.00
17	Provision for Bad and Doubtful Debts / Advances	0.00	0.00
18	Irrecoverable Balances Written-Off	0.00	0.00
19	Packing Charges	0.00	0.00
20	Freight and Forwarding Expenses	0.00	0.00
21	Advertisemen and Publicity	255189.00	148010.00
22	Bank Charges	381.94	19238.16
23	News Paper & Magazine	87398.00	63730.00
24	Security & Other Service Maintenance	4056635.00	3154962.00
25	Repairs and maintenance of road & building	658444.00	354128.00
26	Prior Adjustment	0.00	0.00
27	Other Expenses	1086294.00	1575673.00
	TOTAL	16801722.85	16360476.25




 Asstt. Director
 NIAM, Jaipur


 Director General
 NIAM, Jaipur


 A.O.
 NIAM, Jaipur
 श्री. सी. एस. नियाम, जयपुर



FORM OF FINANCIAL STATEMENTS (NON-PROFIT ORGANISATIONS)
C.C.S.NATIONAL INSTITUTE OF AGRICULTURAL MARKETING
 Kota Road, Bambala, Jaipur - 302033.

SCHEDULES FORMING PART OF INCOME AND EXPENDITURE FOR THE PERIOD/YEAR ENDED 31st March 2022

	(Amount - Rs.)	
	Current Year	Previous Year
SCHEDULE 22 - EXPENDITURE ON GRANTS, SUBSIDIES ETC.		
a) Grants given to Institutions / Organisations	0.00	0.00
b) Subsidies given to Institutions / Organisations	0.00	0.00
TOTAL	0.00	0.00

Note - Name of the Entities, their Activities along with the amount of Grants/Subsidies are to be disclosed.

	Current Year	Previous Year
SCHEDULE 23 - INTEREST		
a) On Fixed Loans	0.00	0.00
b) On Other Loans (Including Bank Charges)	0.00	0.00
c) Others (Specify)	0.00	0.00
TOTAL	0.00	0.00



A.O.
 NIAAM, Jaipur

सी.सी.एस. नियाम, जयपुर

25/01/2022

Asstt. Director
 NIAAM, Jaipur



Director General
 NIAAM, Jaipur

**FORM OF FINANCIAL STATEMENTS (NON-PROFIT ORGANISATIONS)
C.C.S.NATIONAL INSTITUTE OF AGRICULTURAL MARKETING**

Kota Road, Bambala, Jaipur - 302033

SCHEDULE FORMING PART OF THE ACCOUNTS FOR THE PERIOD ENDED 31/03/2022

SCHEDULE 24 - SIGNIFICANT ACCOUNTING POLICIES

1 ACCOUNTING CONVENTION

1.1

The financial statements are prepared on the basis of historical cost convention, unless otherwise stated and on the accrual method of accounting including for the interest received on F. D. R & interest on advance to employees.

2 INVENTORY VALUATION

2.1 Consumable stores are valued at cost and are as confirmed by management.

3 INVESTMENT

3.1 A sum of Rs. 34,808 invested in LIC during the year for Gratuity.

4 LAND & BUILDING TAX AND EXCISE DUTY

4.1 The Government of Rajasthan have abolished land and building tax.

4.2 Excise duty is not applicable.

5 FIXED ASSETS

5.1 Fixed Assets are stated at cost of acquisition inclusive of inward freight, duties and taxes and incidental and direct expenses related to acquisition. In respect of projects involving construction, related pre-operational expenses (including interest on loans for specific project prior to its completion), form part of value of the assets capitalized.

5.2 Fixed Assets received by way of non-monetary grants, are capitalized at values stated, by corresponding credit to Capital Reserve.

5.3 The fixed assets have not been revalued during the year.

5.4 Assets which have become unserviceable or obsolete are also shown in fixed assets till the permission to write off/dispose off received from Govt. of India.

6 DEPRECIATION

6.1 Fixed Assets are stated at cost and dep. on Fixed Assets has not been provided, since fixed assets have been created out of grant.



Contd.....

लेखाधिकारी
सौ. सी. एस. नियाम, जयपुर

**FORM OF FINANCIAL STATEMENTS (NON-PROFIT ORGANISATIONS)
C.C.S.NATIONAL INSTITUTE OF AGRICULTURAL MARKETING**

Kota Road, Bambala, Jaipur - 302033

SCHEDULE FORMING PART OF THE ACCOUNTS FOR THE PERIOD ENDED 31/03/2022

SCHEDULE 24 - SIGNIFICANT ACCOUNTING POLICIES

7 MISCELLANEOUS EXPENDITURE & PRIOR ADJUSTMENT

7.1 Prior adjustment as suggested.

8 ACCOUNTING FOR SALES

8.1 This is service rendering Institute & there is no sales.

9 GOVERNMENT GRANTS / SUBSIDIES

9.1 Grant-in-aid from Government of India has been received towards administration and other expenses of the Institute. The institute has taken only that portion of grant to Income & Expenditure account to equalize with administrative expenses incurred during the year. The remaining part has been carried over directly to Balance Sheet.

9.2 Government grants / subsidy are accounted on realization basis.

10 FOREIGN CURRENCY TRANSACTIONS

10 No foreign currency transactions during the year.

11 LEASE

11.1 No Lease rentals are there.

12 RETIREMENT BENEFITS

12.1 Provision for gratuity has been made as per Govt. of India's approval and payment of gratuity act on the date of balance sheet

12.2 Provision for leave salary has also been made on the basis of 60 % leave balances of the employees.

As per our report even dated attached
For Bansal, Mangal, Singhal & Goyal

FRN - 012867C

Chartered Accountants

(CA Anil Kumar Mangal)
Partner
M. No. 403827



JS

A.O.
NIAM, Jaipur

लेखाधिकारी

सौ. सी. एस. नियाम, जयपुर

असिस्टेंट डायरेक्टर

Asstt. Director
NIAM, Jaipur

Director General
NIAM, Jaipur



Place: Jaipur

Date: 16/07/2022

UDIN: 22403827 Am20yB5517

FORM OF FINANCIAL STATEMENTS (NON-PROFIT ORGANISATIONS)
C.C.S.NATIONAL INSTITUTE OF AGRICULTURAL MARKETING
Kota Road, Bambala, Jaipur - 302033

SCHEDULES FORMING PART OF THE ACCOUNTS FOR THE PERIOD ENDED 31/03/2021

SCHEDULE 25 - CONTINGENT LIABILITIES AND NOTES ON ACCOUNTS

1 CONTINGENT LIABILITIES

- 1.1 Claims against the Entity not acknowledged as debts - Rs. NIL (Previous year Rs. NIL)
- 1.2 In respect of:
- Bank guarantees given by / on behalf of the Entity -Rs. NIL (Previous year Rs. NIL)
 - Letters of Credit opened by Bank on behalf of the Entity - Rs. NIL (Previous year Rs. NIL)
 - Bills discounted with banks Rs. NIL (Previous year Rs. NIL)
- 1.3 Disputed demands in respect of:
- Income tax Rs. NIL (Previous year Rs. NIL)
 - Sales tax Rs. NIL (Previous year Rs. NIL)
 - Municipal Taxes NIL (Previous year Rs. NIL)
- 1.4 In respect of claims from parties for non execution of orders, but contested by the Entity - Rs. NIL (Previous year Rs. NIL)

2 CAPITAL COMMITMENTS

Estimated value of contracts remaining to be executed on capital account and not provided for (net of advances) Rs. NIL (Previous year Rs. NIL)

3 LEASE OBLIGATIONS

Future obligations for rentals under finance lease arrangements for plant and machinery amount to Rs. NIL (Previous year Rs. NIL)

4 FIXED ASSETS

Fixed assets the purchased cost of which is of Rs.4856157.00 are unserviceable or obsolete. The depreciated value can not be determined because stock register has not been properly maintained and the depreciation has not been claimed.

5 CURRENT ASSETS, LOANS AND ADVANCES

In the opinion of the Management, the current assets, loans and advances have a value on realization in the ordinary course of business, equal at least to the aggregate amount shown in the Balance Sheet.

6 TAXATION

In view of there being no taxable income under Income tax Act, 1961, no provision for Income tax has been considered necessary.



Contd.....

लेखपालिका
सी. सी. एस. नियाम, जयपुर

FORM OF FINANCIAL STATEMENTS (NON-PROFIT ORGANISATIONS)
C.C.S.NATIONAL INSTITUTE OF AGRICULTURAL MARKETING
Kota Road, Bimbala, Jaipur - 302033

SCHEDULES FORMING PART OF THE ACCOUNTS FOR THE PERIOD ENDED 31/03/2022

SCHEDULE 25 - CONTINGENT LIABILITIES AND NOTES ON ACCOUNTS

7 FOREIGN TRAVEL
NIL

8 FOREIGN CURRENCY TRANSACTIONS

8.1 Value of Imports Calculated on C.I.F. Basis:

	Current Year	Previous Year
- Purchase of finished Goods	NIL	NIL
- Raw Materials & Components (including in transit)	NIL	NIL
- Capital Goods	NIL	NIL
- Stores, Spares and Consumables	NIL	NIL

8.2 Expenditure in foreign currency:

	Current Year	Previous Year
a) Travel	NIL	NIL
b) Remittances and interest payment to Financial Institutions/Banks in Foreign C	NIL	NIL
c) Other expenditure	NIL	NIL
- Commission on Sales	NIL	NIL
- Legal and Professional Expenses	NIL	NIL
- Membership Fee	NIL	NIL

8.3 Earnings:

	Current Year	Previous Year
Value of Exports on FOB Basis	NIL	NIL
International Programme Fees(Received in INR)	NIL	NIL

8.4 Remuneration to auditors:

	Current Year	Previous Year
As Auditors	NIL	NIL
- Taxation matters	NIL	NIL
- For Management services	NIL	NIL
- For certification	NIL	NIL

8.5 Others

	Current Year	Previous Year
	NIL	NIL

9 Corresponding figures for the previous year have been regrouped/rearranged, wherever necessary.

10 Schedules 1 to 25 are annexed to and form an integral part of the Balance Sheet as at 31/03/2021 and the Income and Expenditure Account for the year ended on that date.

As per our report even dated attached
For Bansal, Mangal, Singhal & Goyal
FRN - 012857C
Chartered Accountants

(CA Anil Kumar Mangal)
Partner
M. No. 403827

Place: Jaipur
Date: 16/01/22
UDIN : 22403827AMZAYB 5517

(A.O.)
NIAM, Jaipur

Asstt. Director
NIAM, Jaipur

लेखाधिकारी

सी. सी. एस. नियाम, जयपुर





FORM OF FINANCIAL STATEMENTS (NON-PROFIT ORGANISATIONS)
 C.C.S. NATIONAL INSTITUTE OF AGRICULTURAL MARKETING
 Kola Road, Gambhira, Jaipur - 302033
 CONSOLIDATED RECEIPTS AND PAYMENTS FOR THE YEAR ENDED 31st March 2022

	RECEIPTS		PAYMENTS		(Amount - Rs.)
	Current Year	Previous Year	Current Year	Previous Year	
I) Opening Balance					
a) Cash in Hand	0.00	0.00			
b) Bank Balance					
i) in current/savings A/c	8,00,88,817.24	-59,20,175.48			3,70,55,442.00
ii) in deposit A/c	33,94,00,000.00	30,86,50,000.00			4,15,72,080.66
iii) in E-Bank A/c	10,222.36	10,222.36			
II) Grant Received					
a) From Govt. of India	4,50,00,000.00	15,96,25,000.00			55,44,307.00
b) NIAM	0.00	0.00			0.00
c) MIS	0.00	0.00			0.00
d) CSS (RGS)	0.00	0.00			0.00
e) RKVY	4,30,80,000.00	2,14,20,000.00			1,71,71,178.00
f) MIDH	0.00	0.00			0.00
III) Income on Investment					
a) Earmarked/Endow. Funds	0.00	0.00			0.00
b) Own Fund	3,26,00,000.00	2,00,00,000.00			34,808.00
IV) Interest Received					
a) On Bank Deposit	1,07,47,470.00	1,12,76,961.00			3,26,00,000.00
b) Loan Advances (Employees) etc.	0.00	0.00			0.00
V) Other Income					
a) Fees for Service	0.00	25,13,740.00			7,16,771.00
b) Fees for PGDABM & FCRA	3,31,96,322.11	2,80,09,889.78			6,63,690.00
c) Misc. income	43,78,814.00	18,38,260.04			0.00
VI) Amount Borrowed					
a) Security / EMD Rece.	0.00	0.00			0.00
b) Advances received/recovered/inter. transfer	1,39,26,924.00	3,81,15,800.00			0.00
c) Sale of vehicle	0.00	0.00			0.00
d) Employee advance	0.00	9,85,525.00			0.00
e) Others (Misc Recoveries)	0.00	0.00			5,45,000.00
f) Gratuity	35,84,793.00	23,09,331.00			2,00,00,000.00
VII) Any Other Receipt					
a) Security / EMD Rece.	98,900.00	15,35,000.00			0.00
b) Advances received/recovered/inter. transfer	1,39,26,924.00	3,81,15,800.00			26,74,301.00
c) Sale of vehicle	0.00	0.00			0.00
d) Employee advance	0.00	9,85,525.00			12,44,722.00
e) Others (Misc Recoveries)	0.00	0.00			0.00
f) Gratuity	35,84,793.00	23,09,331.00			5,51,978.00
VIII) Closing Balance					
a) Cash in Hand					0.00
b) Bank balance					83,63,065.13
i) in current/savings A/c					37,73,00,000.00
ii) in deposit A/c					10,044.36
iii) in E-Bank A/c					58,51,02,062.71
Total	58,61,02,062.71	58,63,70,653.70			58,53,70,653.70

As per our report even sheet attached
 For Bansal, Singh & Goyal
 FRN - 813887C
 Chartered Accountants

(CA Anil Kumar Mangal) (Jt) Partner
 M. No. 403827 AMZAY BSS17
 Place: Jaipur
 Date: 16/07/22
 UDIN: 22403827AMZAY BSS17

Asst. Director
 NIAM, Jaipur

Director General
 NIAM, Jaipur





FORM OF FINANCIAL STATEMENTS (NON-PROFIT ORGANISATIONS)
NATIONAL INSTITUTE OF AGRICULTURAL MARKETING
 Kota Road, Bambala, Jaipur - 302033

RECEIPTS AND PAYMENTS FOR THE PERIOD YEAR ENDED 31st March 2022

RECEIPTS	FCRA	PGDABM	CORPUS FUND	MIS	RGS	NIAM	Current Year	Previous Year
	1	2	3	4	5	6		
I. Opening Balance								
a) Cash in Hand	0.00	0.00	0.00	0.00	0.00	0.00	0.00	0.00
b) Bank Balance	14,29,624.89	13,43,242.01	15,77,368.00	12,127.09	5,14,563.88	5,51,91,991.37	6,00,56,817.24	-59,20,175.48
i) In current/ Savings A/c	0.00	1,70,50,000.00	22,70,50,000.00	0.00	9,50,000.00	9,43,50,000.00	33,84,50,000.00	30,56,50,000.00
ii) In deposit A/c	0.00	0.00	0.00	0.00	0.00	10,222.36	10,222.36	10,222.36
iii) In E-Bank A/c	0.00	0.00	0.00	0.00	0.00	0.00	0.00	0.00
II. Grant Received								
a) From Govt. of India	0.00	0.00	0.00	0.00	0.00	4,50,00,000.00	4,50,00,000.00	15,96,25,000.00
i) NIAM	0.00	0.00	0.00	0.00	0.00	0.00	0.00	0.00
ii) MIS	0.00	0.00	0.00	0.00	0.00	0.00	0.00	0.00
iii) RGS	0.00	0.00	0.00	0.00	0.00	0.00	0.00	0.00
iv) RKVY	0.00	0.00	0.00	0.00	0.00	4,30,80,000.00	4,30,60,000.00	2,14,20,000.00
v) MIDH	0.00	0.00	0.00	0.00	0.00	0.00	0.00	0.00
III. Income on Investment								
a) Ex gratia/Endow. Funds	0.00	0.00	0.00	0.00	0.00	0.00	0.00	0.00
b) Own Fund	0.00	1,79,00,000.00	0.00	0.00	0.00	1,47,00,000.00	3,29,00,000.00	2,00,00,000.00
IV. Interest Received								
a) On Bank Deposit	0.00	10,49,679.00	60,83,691.00	0.00	22,513.00	35,91,587.00	1,07,47,470.00	1,12,76,961.00
b) Loan, Advances(Employees) etc.	0.00	0.00	0.00	0.00	0.00	0.00	0.00	0.00
V. Other Income								
a) Fees for service/ Scholarship	0.00	0.00	0.00	0.00	0.00	0.00	0.00	25,13,740.00
b) Fees from PGDABM & FCRA	0.00	3,31,96,322.11	0.00	0.00	0.00	0.00	3,31,96,322.11	2,80,09,969.78
c) Misc. Income	0.00	4,61,800.00	0.00	0.00	0.00	39,16,814.00	43,78,614.00	18,38,260.04
VI. Amount Borrowed								
a) Security / EMD Rece.	0.00	0.00	0.00	0.00	0.00	98,900.00	98,900.00	15,35,000.00
b) Advance received/recovery/transfer	0.00	0.00	0.00	0.00	0.00	1,39,26,924.00	1,39,26,924.00	3,61,16,600.00
c) Sale of vehicle	0.00	0.00	0.00	0.00	0.00	0.00	0.00	0.00
d) Employee advance	0.00	0.00	0.00	0.00	0.00	0.00	0.00	9,85,525.00
e) Others (Misc. Recoveries)	0.00	0.00	0.00	0.00	0.00	0.00	0.00	0.00
f) Gratuity	0.00	0.00	0.00	0.00	0.00	35,94,793.00	35,94,793.00	23,09,331.00
Total	14,29,524.89	7,10,01,043.12	23,47,11,059.00	12,127.09	14,87,076.88	27,74,61,231.73	58,61,02,062.71	58,53,70,653.70



Director General
NIAM, Jaipur

Asstt. Director
NIAM, Jaipur

Accounts Officer
NIAM, Jaipur

सी.सी.एस. नियाम, जयपुर



FORM OF FINANCIAL STATEMENTS (NON-PROFIT ORGANISATIONS)
 C.C.S. NATIONAL INSTITUTE OF AGRICULTURAL MARKETING
 Kota Road, Bambala, Jaipur - 302033
 RECEIPTS AND PAYMENTS FOR THE PERIOD YEAR ENDED 31st March 2022

PAYMENTS	FCRA	PGDABM	CORPUS FUND	MIS	RGS	NIAM	Current Year	Previous Year
	1	2	3	4	5	6		
II EXPENDITURES								
a) Establishment Expenses	0.00	0.00	0.00	0.00	0.00	3,80,87,977.00	3,80,87,977.00	3,30,55,442.00
b) Other Administrative & Instr. Maint. Exp.	0.00	1,14,40,376.00	0.00	147.50	59.00	1,97,34,851.00	3,11,75,433.50	4,15,72,080.86
c) Training PFI & Con. Etc. exp. (NIAM)	0.00	0.00	0.00	0.00	0.00	8,72,46,344.72	4,72,46,344.72	55,44,907.00
d) Training PFI & Con. Etc. exp. (MIS)	0.00	0.00	0.00	0.00	0.00	0.00	0.00	0.00
e) Training PFI & Con. Etc. exp. (RGS)	0.00	0.00	0.00	0.00	0.00	0.00	0.00	0.00
f) Training PFI & Con. Etc. exp. (FCRA)	0.00	0.00	0.00	0.00	0.00	0.00	0.00	0.00
g) Training & Education Program (PGDABM)	0.00	0.00	0.00	0.00	0.00	0.00	0.00	0.00
III Payment made against fund for various project								
Advance for Training programmes (RGS)	0.00	0.00	0.00	0.00	0.00	0.00	0.00	0.00
Advance for Training programmes (MIS)	0.00	0.00	0.00	0.00	0.00	0.00	0.00	0.00
Advance for Training programmes (FCRA)	0.00	0.00	0.00	0.00	0.00	0.00	0.00	0.00
Advance for Training programmes (NIAM)	0.00	0.00	0.00	0.00	0.00	1,97,56,600.00	1,97,56,600.00	1,71,71,179.00
III Investment and deposit made								
a) Out of Ex-grante/Endowment fund (Gratuit)	0.00	0.00	0.00	0.00	0.00	34,808.00	34,808.00	21,92,196.00
b) Out of own fund	0.00	1,73,00,000.00	0.00	0.00	0.00	1,47,00,000.00	3,26,00,000.00	0.00
IV Expenditure on Fixed Assets & CWIP								
a) Purchase of Fixed Assets	0.00	7,04,153.00	0.00	0.00	0.00	14,618.00	7,18,771.00	5,63,600.00
b) Expenditure on CWIP	0.00	0.00	0.00	0.00	0.00	0.00	0.00	0.00
V Refund of surplus money/Loans								
a) To the Govt of India	0.00	0.00	0.00	0.00	0.00	0.00	0.00	0.00
b) To the State Govt	0.00	0.00	0.00	0.00	0.00	0.00	0.00	0.00
c) To other provider of Funds(EMD)	0.00	0.00	0.00	0.00	0.00	0.00	0.00	0.00
d) Cleared money	0.00	8,08,700.00	0.00	0.00	0.00	0.00	8,08,700.00	5,45,000.00
e) Inter Transfer & Others	0.00	0.00	0.00	0.00	0.00	0.00	0.00	2,00,00,000.00
VI Finance Charge/Interest								
a) O.S. Liabilities / Others	0.00	0.00	0.00	0.00	0.00	0.00	0.00	26,74,301.00
b) Advance to Employees	0.00	32,843.00	0.00	0.00	0.00	2,79,870.00	3,08,713.00	12,44,722.00
c) TDS / GST	0.00	7,38,972.00	0.00	0.00	0.00	38,91,444.00	46,30,415.00	5,51,978.00
d) Security Deposit	0.00	0.00	0.00	0.00	0.00	1,75,000.00	1,75,000.00	2,55,000.00
e) Other Advances(CRWD)Other Payments	0.00	11,54,995.00	0.00	0.00	0.00	2,39,53,195.00	2,51,08,190.00	6,14,21,282.00
VIII Closing Balance								
a) Cash in Hand	0.00	0.00	0.00	0.00	0.00	0.00	0.00	0.00
b) Bank balance								
i) In current/Savings A/c	14,29,524.89	34,71,004.12	14,11,059.00	11,979.59	14,87,017.68	15,82,479.65	93,63,065.13	6,00,88,817.24
ii) In Time deposit A/c	0.00	3,49,50,000.00	23,33,00,000.00	0.00	0.00	10,80,50,000.00	37,73,00,000.00	33,94,00,000.00
iii) In E-Bank A/c	0.00	0.00	0.00	0.00	0.00	10,044.36	10,044.36	10,058.80
Total	14,29,524.89	7,10,01,043.12	23,47,11,059.00	12,127.09	14,87,076.88	27,74,81,231.73	58,61,02,062.71	58,53,70,653.70



Director General
NIAM, Jaipur

Asst. Director
NIAM, Jaipur

Accounts Officer
निदेशिका

सी.सी.एस. नियाम, जयपुर





FORM OF FINANCIAL STATEMENTS (NON-PROFIT ORGANISATIONS)
C.C.S. NATIONAL INSTITUTE OF AGRICULTURAL MARKETING
 Kota Road, Bambala, Jaipur - 302033

RECEIPTS AND PAYMENTS FOR THE PERIOD/YEAR ENDED 31st March 2022

PAYMENTS	FCRA	PGDABM	CORPUS FUND	MIS	RGS	NIAM	Current Year	Previous Year
	1	2	3	4	5	6		
(I) Expenses								
a) Establishment Expenses	0.00	0.00	0.00	0.00	0.00	3,80,67,977.00	3,80,67,977.00	3,20,55,442.00
b) Other Administrative & Insh. Maint. Exp.	0.00	1,14,40,376.00	0.00	147.50	59.00	1,97,34,851.00	3,11,75,433.50	4,15,72,080.66
c) Training PFI & Con. Etc exp. (NIAM)	0.00	0.00	0.00	0.00	0.00	4,72,46,344.72	4,72,46,344.72	55,44,907.00
d) Training PFI & Con. Etc exp. (MIS)	0.00	0.00	0.00	0.00	0.00	0.00	0.00	0.00
e) Training PFI & Con. Etc exp. (RGS)	0.00	0.00	0.00	0.00	0.00	0.00	0.00	0.00
f) Training PFI & Con. Etc exp. (FCRA)	0.00	0.00	0.00	0.00	0.00	0.00	0.00	0.00
g) Training & Education Program (PGDABM)	0.00	0.00	0.00	0.00	0.00	0.00	0.00	0.00
(II) Payment made against fund for various project								
Advance for Training programmes (RGS)	0.00	0.00	0.00	0.00	0.00	0.00	0.00	0.00
Advance for Training programmes (MIS)	0.00	0.00	0.00	0.00	0.00	0.00	0.00	0.00
Advance for Training programmes (FCRA)	0.00	0.00	0.00	0.00	0.00	0.00	0.00	0.00
Advance for Training programmes (NIAM)	0.00	0.00	0.00	0.00	0.00	1,67,56,600.00	1,87,56,600.00	1,71,71,179.00
(III) Investment and deposit made								
a) Out of Earmarked/Endowment fund (Grant)	0.00	0.00	0.00	0.00	0.00	34,808.00	34,808.00	21,92,196.00
b) Out of own fund	0.00	1,79,00,000.00	0.00	0.00	0.00	1,47,00,000.00	3,26,00,000.00	0.00
(IV) Expenditure on Fixed Assets & CWIP								
a) Purchase of Fixed Assets	0.00	7,04,153.00	0.00	0.00	0.00	14,618.00	7,18,771.00	5,63,690.00
b) Expenditure on CWIP	0.00	0.00	0.00	0.00	0.00	0.00	0.00	0.00
(V) Refund of surplus monies/courts								
a) To the Govt of India	0.00	0.00	0.00	0.00	0.00	0.00	0.00	0.00
b) To the State Govt.	0.00	0.00	0.00	0.00	0.00	0.00	0.00	0.00
c) To other provider of Funds(EMD)	0.00	0.00	0.00	0.00	0.00	0.00	0.00	0.00
d) Caution money	0.00	6,08,700.00	0.00	0.00	0.00	0.00	6,08,700.00	5,45,000.00
e) Inter Transfer & Others	0.00	0.00	0.00	0.00	0.00	0.00	0.00	2,00,00,000.00
(VI) Finance Charge/Interest								
a) O/S Liabilities (Others)	0.00	0.00	0.00	0.00	0.00	0.00	0.00	26,74,301.00
b) Advance to Employees	0.00	32,843.00	0.00	0.00	0.00	2,73,870.00	3,06,713.00	12,44,722.00
c) TDS / GST	0.00	7,38,972.00	0.00	0.00	0.00	38,91,444.00	46,30,416.00	5,51,978.00
d) Security Deposit	0.00	0.00	0.00	0.00	0.00	1,75,000.00	1,75,000.00	2,55,000.00
e) Other Advances(CPWD)/Other Payments	0.00	11,54,995.00	0.00	0.00	0.00	2,39,53,195.00	2,51,08,190.00	6,14,21,232.00
(VII) Closing Balance								
a) Cash in Hand	0.00	0.00	0.00	0.00	0.00	0.00	0.00	0.00
b) Bank balance	14,29,524.89	34,71,004.12	14,11,059.00	11,979.59	14,87,017.88	15,52,479.65	53,63,065.13	6,00,68,817.24
i) In current/Savings A/c	0.00	3,49,50,000.00	23,33,00,000.00	0.00	0.00	10,50,50,000.00	37,73,00,000.00	33,94,00,000.00
ii) In E-Bank-A/c	0.00	0.00	0.00	0.00	0.00	10,044.36	10,044.36	10,058.00
Total	14,29,524.89	7,10,01,043.12	23,47,11,069.00	12,127.09	14,87,076.88	27,74,81,231.73	58,61,02,052.71	58,63,70,653.70

Director General
 NIAM, Jaipur

Asst. Director
 NIAM, Jaipur

Accounts Officer
 सुखविचारी

श्री. सी. एस. नियाम, जयपुर

